




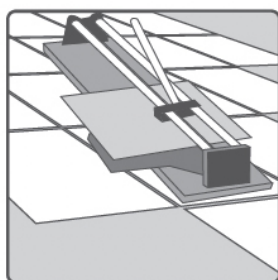
ATTENTION - PRECIOUS METALS

The pieces contained in this box have been decorated through deposition of titanium particles, which gives a thin metal coating. Please handle with care.



Glue and Mortar

For grouting use mortars according to the specification of the monoporous white paste product.



Application

For laying use a rubber mallet.

Before application we recommend that you confirm tone variations of the metallic effect.

After application we do not accept complaints. We recommend using at least three boxes at the same time for better tone uniformity.

Cutting

Use a professional swivel disc with a 300 mm diameter and 2 mm thickness for wet cutting. For a better finish, use 150 sandpaper grain to refine the edge.



Protection and Cleaning

Remove mortars with care. Cleaning must be carried out while the grout mortars are still wet, with a wet cloth or sponge. The use of abrasive, acidic or caustic (alkaline)


detergents could damage the parts and should be avoided. Once the grout has already hardened, clean the surface with a clean dry cloth.

This product should not be used close to sources of intense heat.

The application of this type of product in wet areas, such as SPAs or swimming pools is not recommended.

The final maintenance cleaning of the product should be done with appropriate detergents for metals - stainless steel brightener - in order to create an antistatic effect that can repel dirt and protect the product from grease and corrosion.

Regular cleaning of the product should be done with a damp cloth moisturized with water or window cleaner, and after it gets dry use a dry cloth.



Shade variation

This product has a slight variation of tone in the piece itself and between pieces.

The metallic bronze finish is the result of a special technical process with metalized raw materials giving rise to unrepeatable and unique pieces.